




# User Manual

Melodyin App Software  
iPedal



# Melodyin App Software

# Download Melodyin



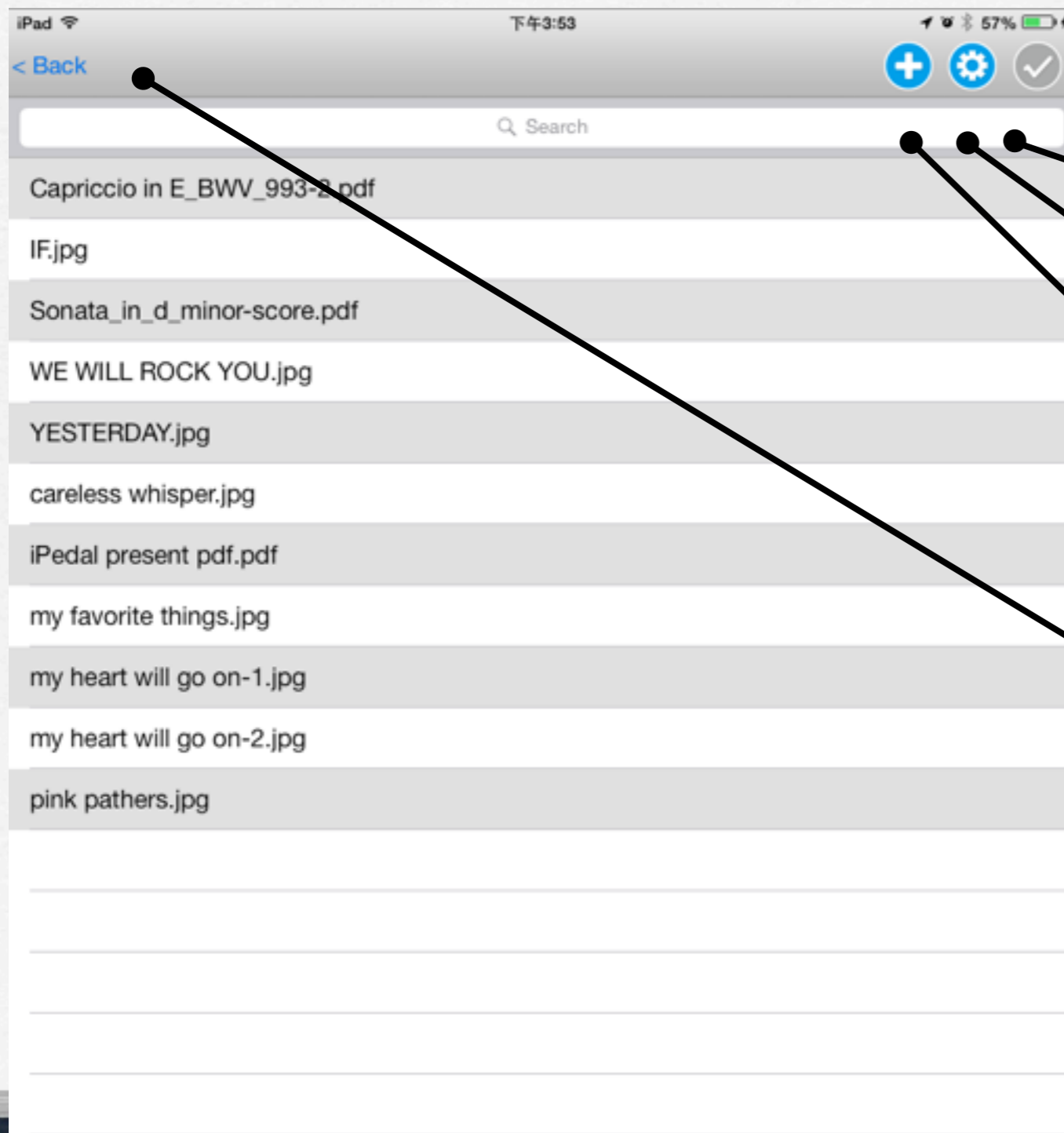
- Search Melodayin in app store
- Download Melodyin app
- See your Melodyin app on the desk



# Main Page

- Sheet : Add/Edit/  
Manage/Search music  
sheets
- Playlist : Arrange your  
music sheets
- Setting : iPedal link/  
setting

# Function Button



Confirm

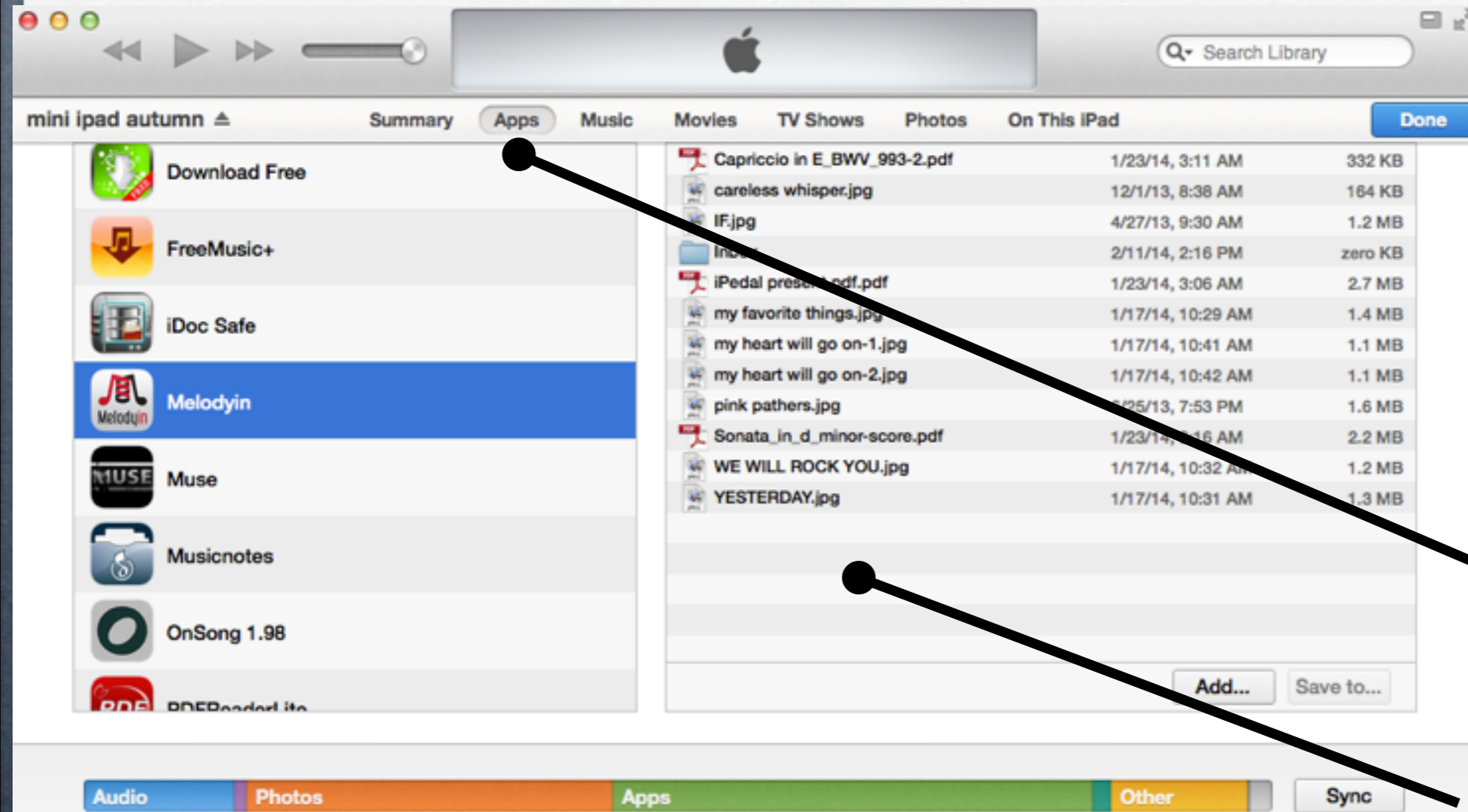
Edit

Add

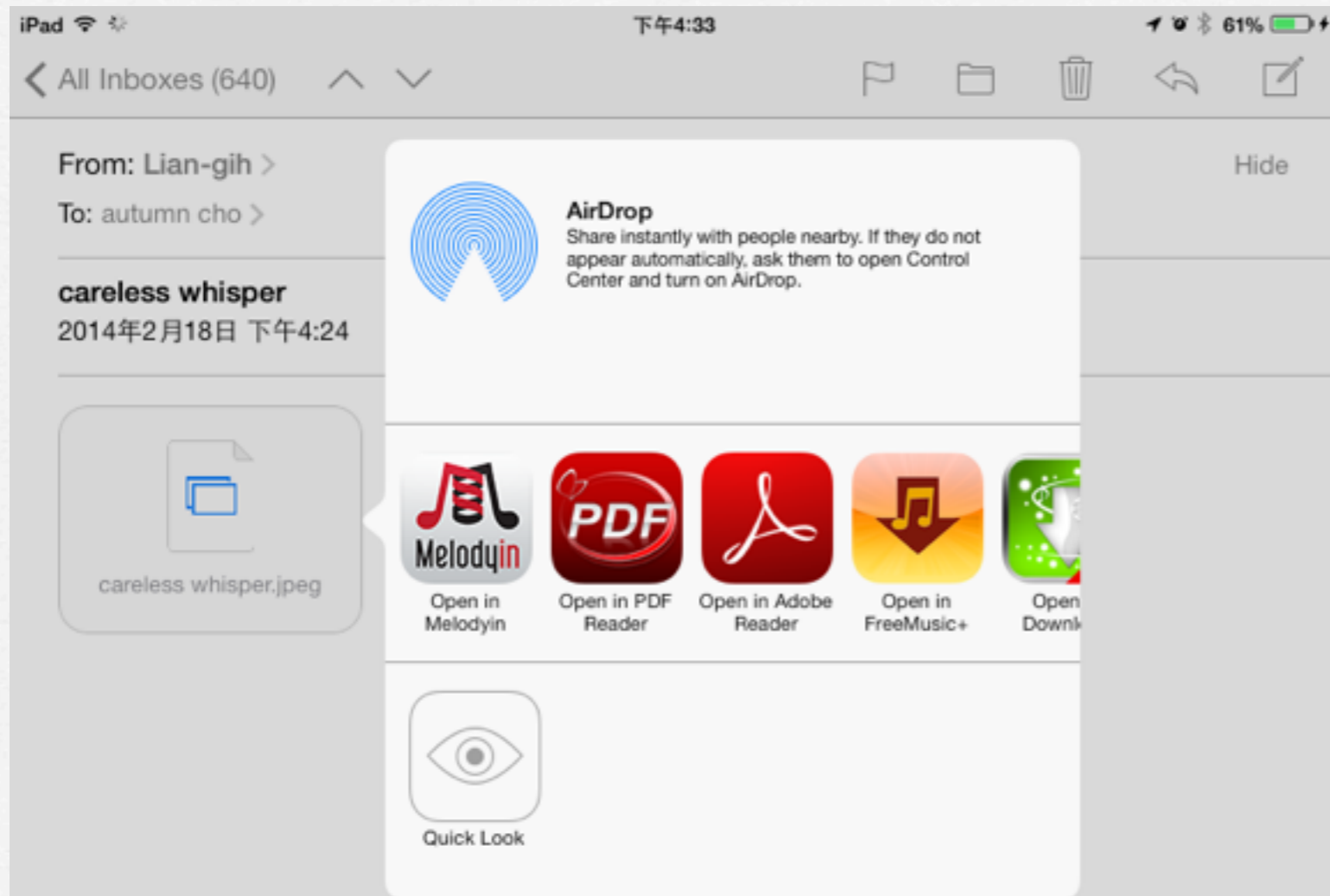
Back to home

# Add music files – Using iTunes

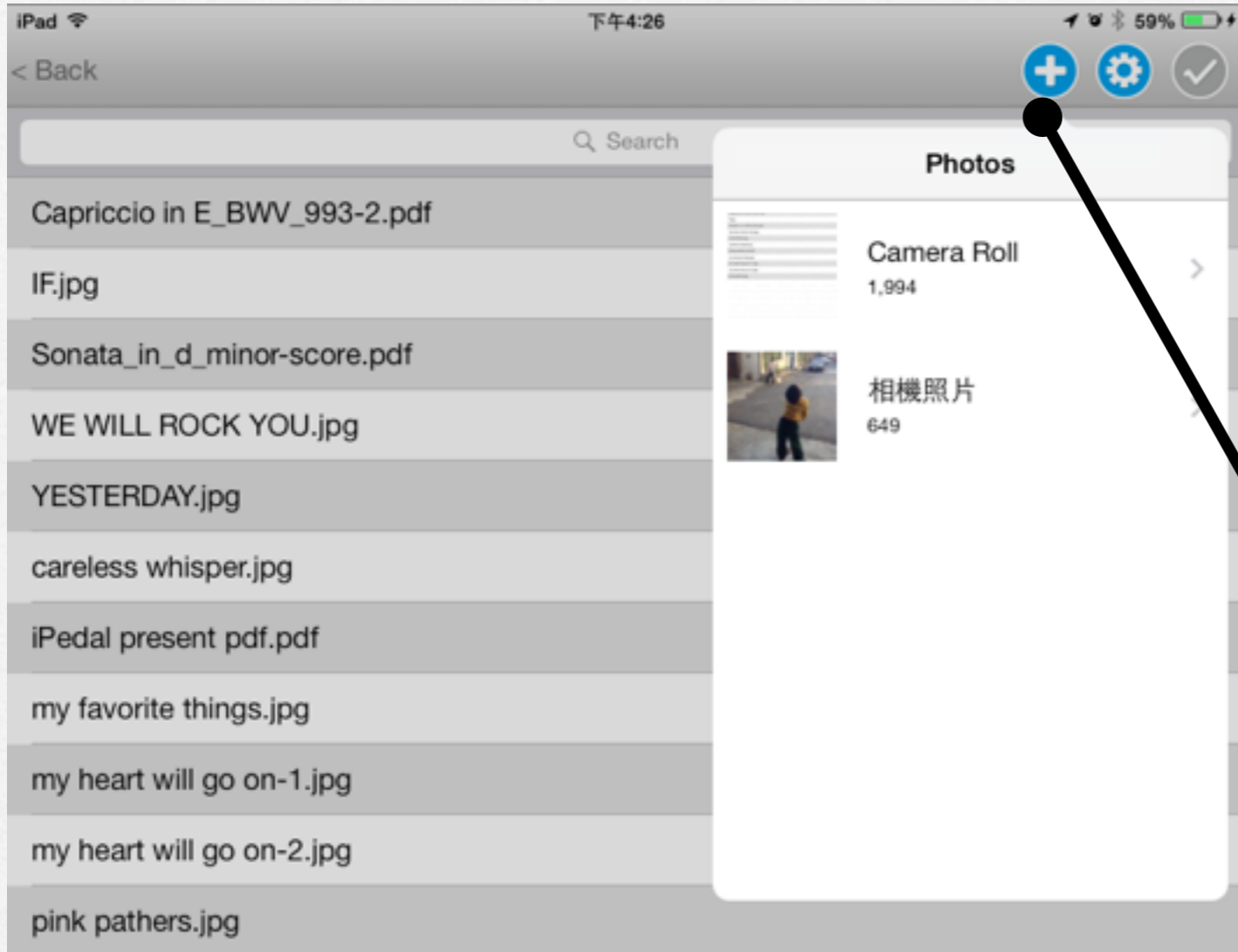
- link iPad to iTunes
- Find Melodyin app
- Drag music files to "Melodyin Document"



# Add Music Files – Using email



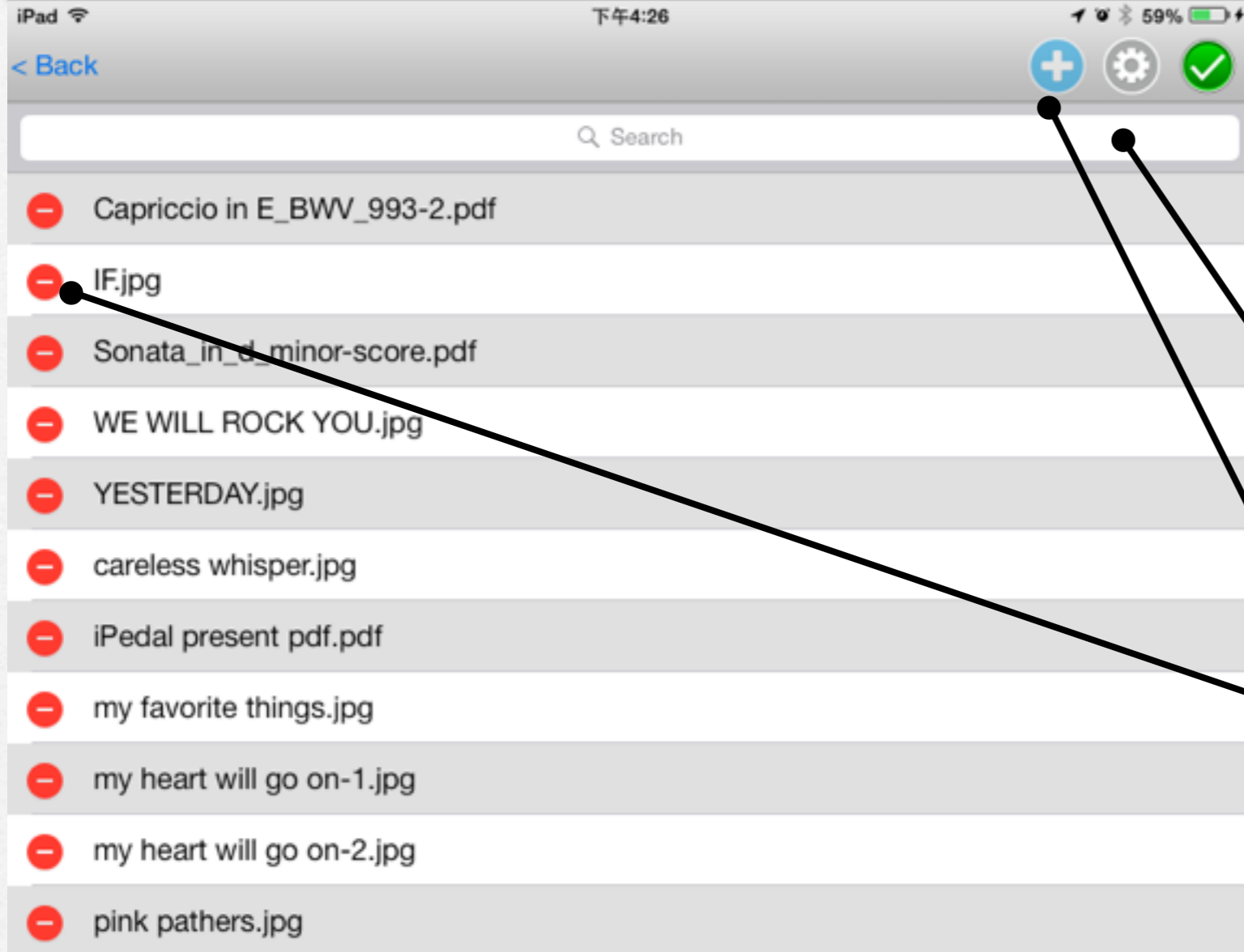
- tap and hold the pdf file in the email 2 seconds
- choose Melodyin app



# Add Music Files – From Photo

- Take picture for music sheets
- press “+” , choose the picture you want





# Sheet

- Search : Input the name of music sheet
- Delete : Press Edit, then press the delete button of the sheet
- Edit Name : Press edit, then change the name of the sheet



# Sheet : Background music



## 无心快语

[萨克斯风独奏曲]

-Careless Whisper

乔治·未哈伊尔  
如歌制谱  
根据阿杰演奏版本记谱

1=F  $\frac{4}{4}$

②

( 6.6 663 6.6 66 | 6.6 663 6.6 66 | 6.6 663 6.6 66 | 6.6 663 6.6 6 ) 1 | : 7.6 31 7.6 31 |

5.4 165 5.4 16 | 4.3 165 4 - | 34 56 71 23 | 3 3 2 211 17 | 77 16 6 - |

3 42 2 - | 3 2 1 75 | 667 123 353 3 | 067 16 5 4 | 34 34 3.4 3 |

3 2 1 756 | 60i i77 766 6 | i6 ii6'2.i 76 | oii i77 766 6.6 | 777 76 6.5 65.

[ oii i7 7.6 6 | ii6 ii6'2.i 76 | oii i777 766 6.6 | 777 767 i 7 | : 6 - 0 0 |

( 01 : ' 7.6 31'7.6 31 |

5.4 165 5.4 16 | 4.3 165 4 - | 34 56 71 23 | '7.6 31'7.6 31 | 5.4 165 5.4 16 |

4.3 165 4 - | 34 56 71 75 ) | 356 6 35 6 | 3 2 - 21 | 'iii 777 766 6 |

3 48 2 32 1 21 75 | 667 123 35 3 | 067 16 5 4 | 34 34 343 3 | 3 2 1 756 |

①

6ii i777 766 6.6 | ii6 ii6'2.i 76 | oii i777 766 6.6 | 777 76 655 65 | 5ii i777 766 6.6 |

[ ii6 ii6'2.i 76 | oii i777 766 6.6 | 777 767 i 7 | : 34 56 71 23 ) |

( 01 : |

32 2i6 32 i20 | 32 2i6 32 i0 | ii. ii6 2ii i6 | 7676 7676 7.i 2 |

- Press "Music"
- Choose Music from itune
- Press "Play"



# Playlist

☐ Music Sheets  
Edit

Add



Setting



Confirm



Add music



Remove music



☐ List Edit

Add

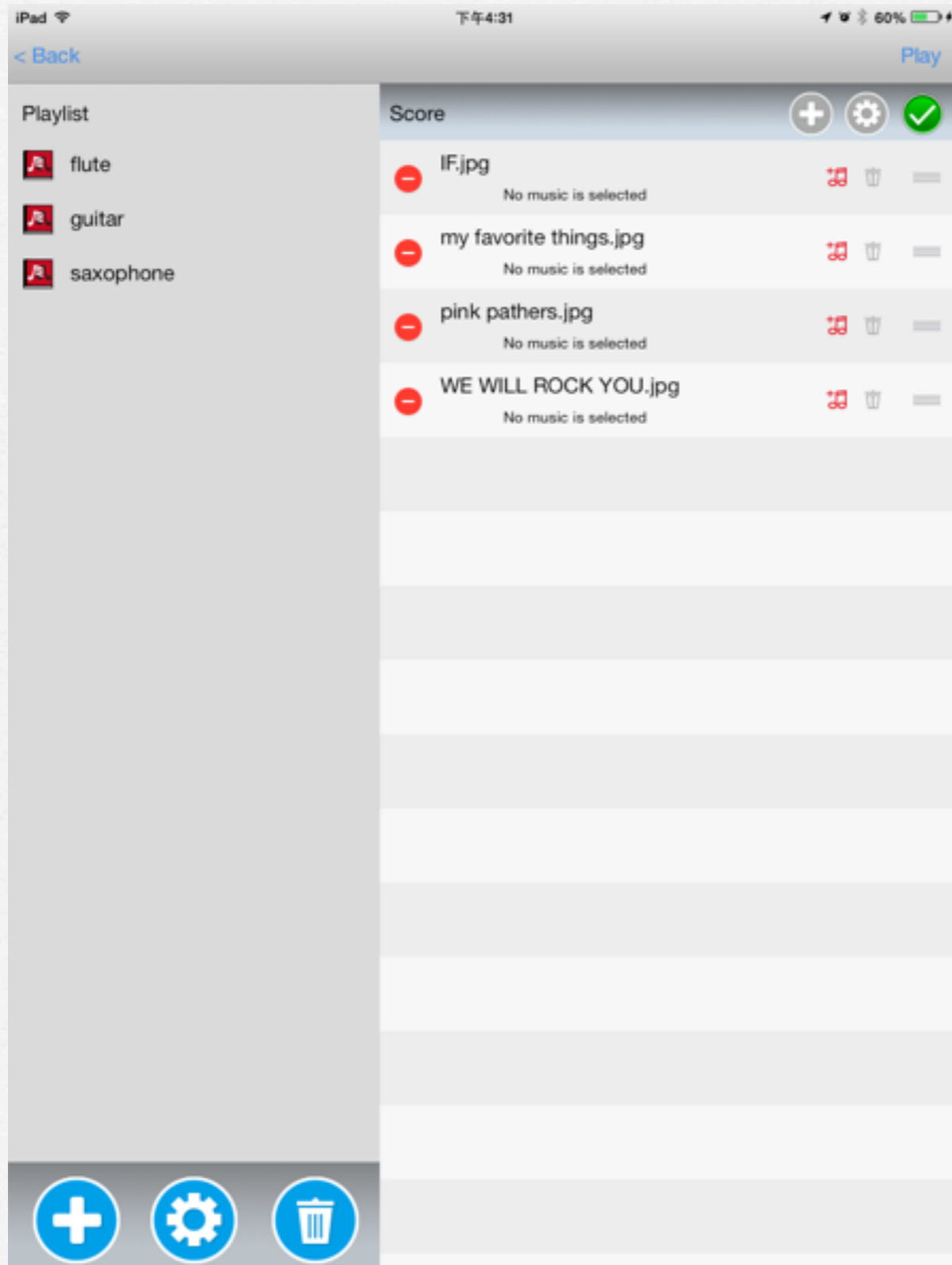


Setting



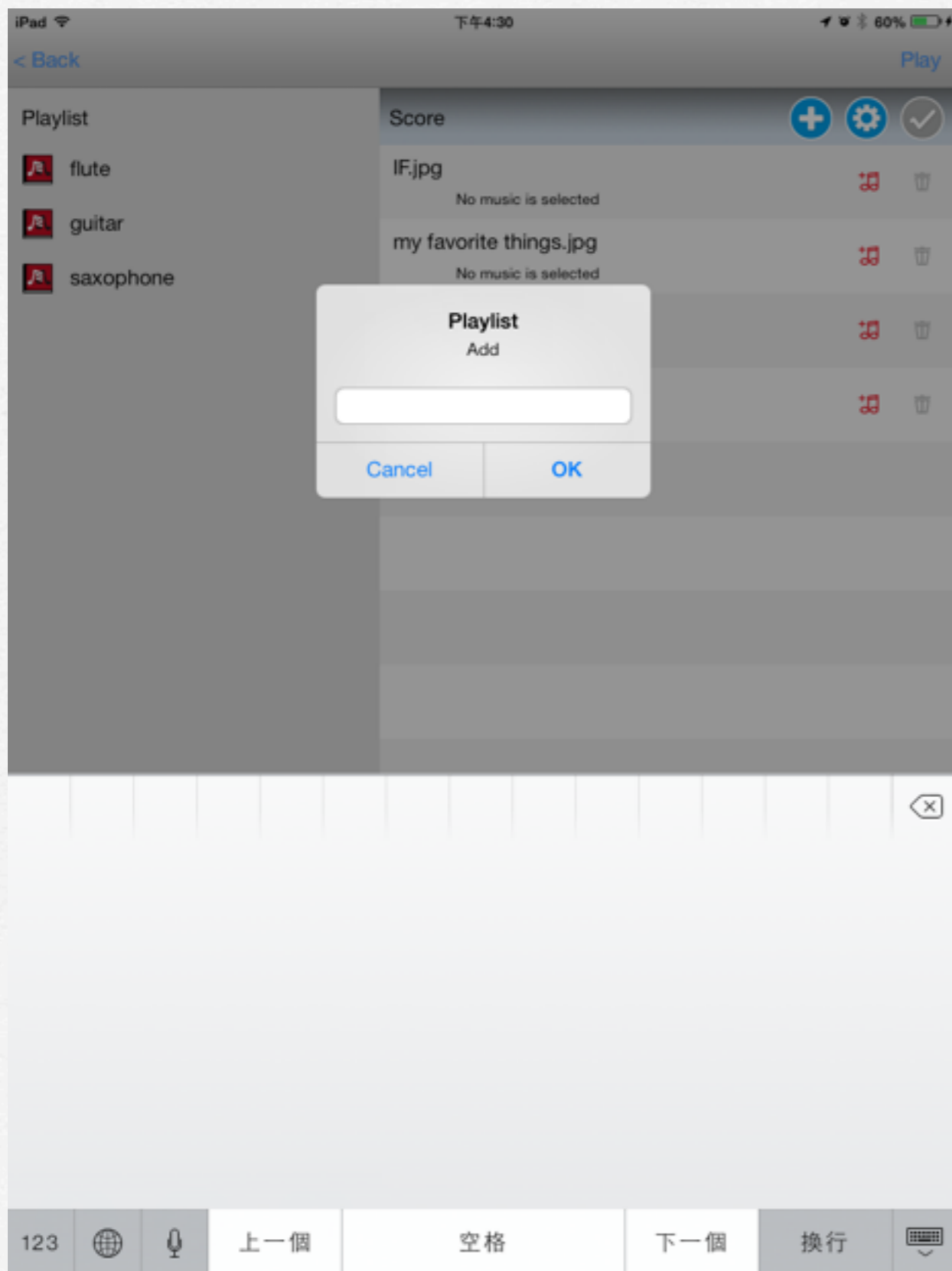
Delete








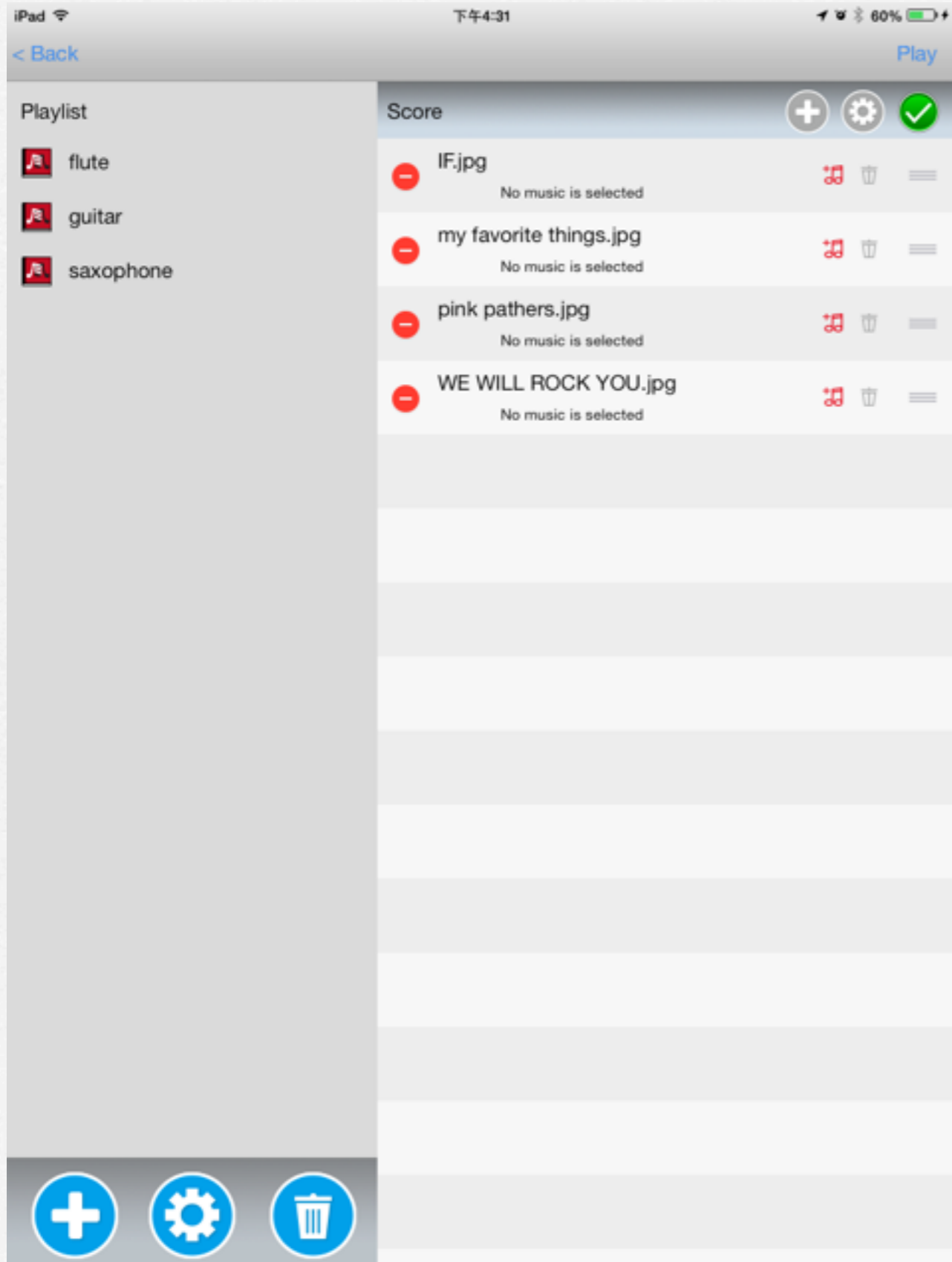
# Playlist

- "Play"  
press "Play" ,  
will lineup the  
music sheets. You  
could easily  
control the music  
sheets back and  
forth by iPedal.








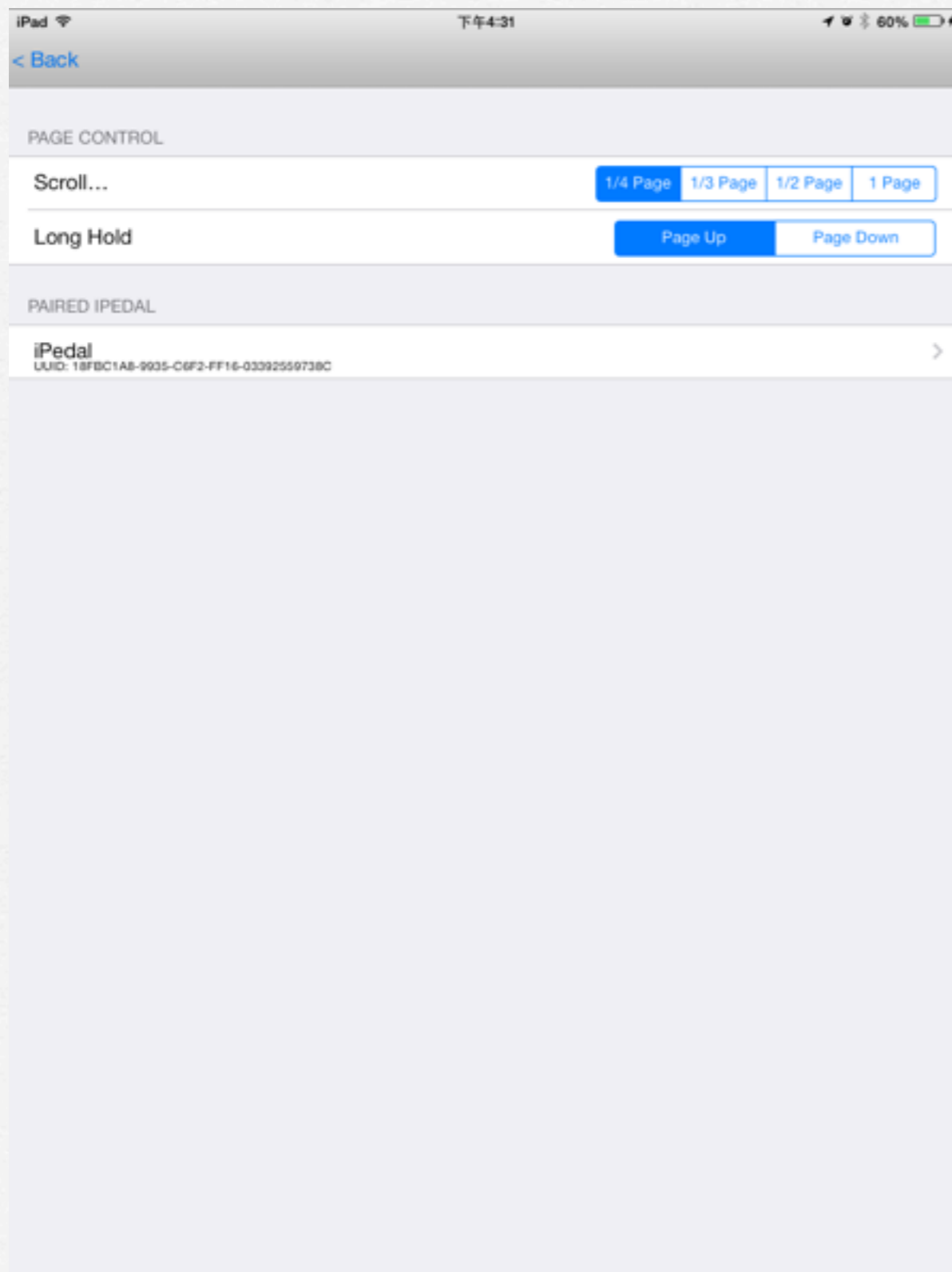
## Edit Playlist

- press , type the name of list on pop-up window
- press , rename on pop-up window
- choose the list which want to be deleted, press 



## Edit music sheets of play list

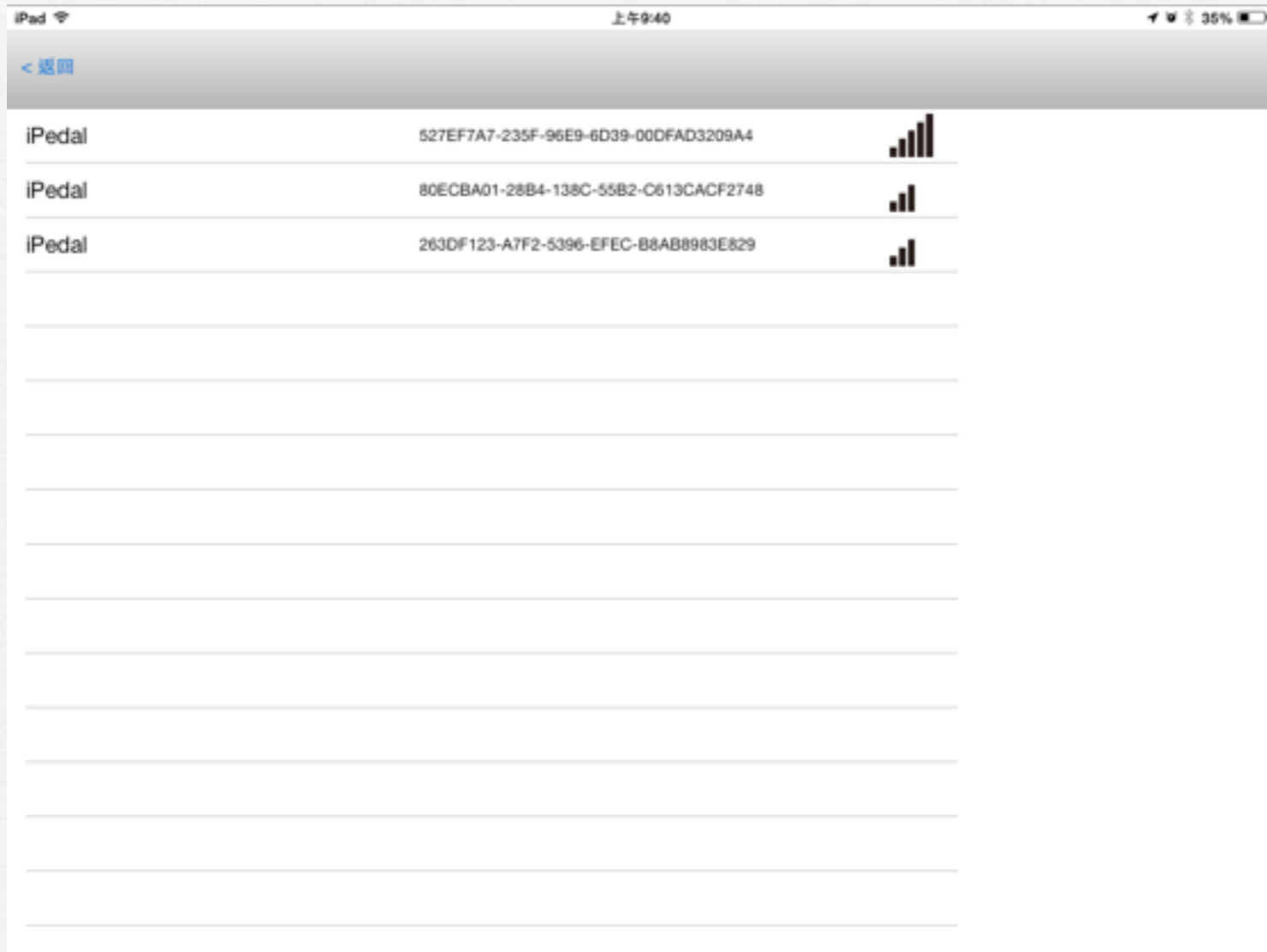
- Press , add in the background music
- Press , delete the background music
- hold , drag the music sheet to change the sequenc
- Press , confirm and finish the editing
- Press , delete the music sheet



# Setting

- iPedal scroll range
- Long Hold : Set long hold as "page up" or "page down" (In the other word, short hold is the opposite way. )
- paired iPedal

# Setting



- Choose iPedal : If there are couple iPedals around you, you could choose it by signal strength.
- iPedal is chosen, LED will blink around 5 seconds.
- you also could find the clean environment, or request friends to turn off first.





# iPedal Hardware

# Step 123



## Step 1

Open the battery cover, put two AA battery. Turn on the power button to “on” . Blue LED could blink around 5 seconds.

## Step 2

Link to app store. Search by “Melodyin” . Download and install it.

## Step 3

Enter MelodyIn app “Setting” , pair Tablet and iPedal.

# Notice

❖ 根據NCC 低功率電波輻射性電機管理辦法 規定:

第十二條 經型式認證合格之低功率射頻電機，非經許可，公司、商號或使用者均不得擅自變更頻率、加大功率或變更原設計之特性及功能。

第十四條

低功率射頻電機之使用不得影響飛航安全及干擾合法通信；經發現有干擾現象時，應立即停用，並改善至無干擾時方得繼續使用。

前項合法通信，指依電信法規定作業之無線電通信。

低功率射頻電機須忍受合法通信或工業、科學及醫療用電波輻射性電機設備之干擾。

❖ Manufacturer : Lian-Gih Corporate

❖ Product : Melodyin iPedal 100w (wireless)

# Q&A

- ❖ Can not link with iPedal?
  - 1) Power off. After couple seconds, power on again.
  - 2) Use Melodyin “setting” , pair again.
  - 3) Use Tablet to release the app from memorySometimes, one of 3 alternative could resolve your problem.
  
- ❖ Can not find your own iPedal?

In Melodyin App, use “setting” to pair iPedal. (Refer to page 14)
  
- ❖ No LED blinking as power on?

Please change to new battery.
  
- ❖ Why can not we use other App?

As each App has its software setting, we will work with more and more App companies. In the future, you could see more and more App for iPedal.
  
- ❖ How to make sure that iPedal will not run out of battery as your show?

As LED is not bright, please change to the new battery.  
For your formal show, please use new batteries. Normally, you could use iPedal continuously for more than 10 hours.